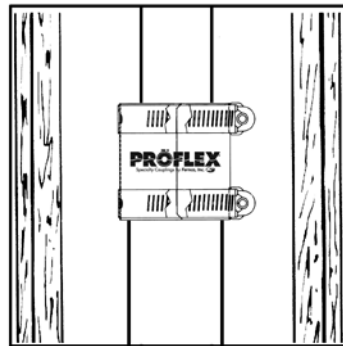


Proflex Specialty Coupling Installation

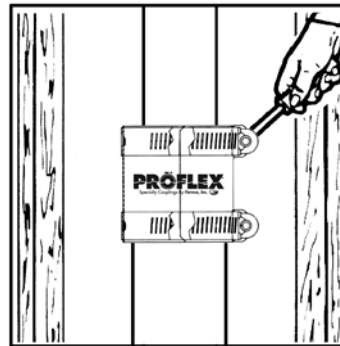
Shielded transition coupling designed for resistance to shear forces



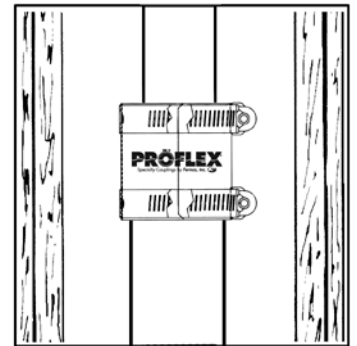
Loosen the stainless steel clamps. Clamps are riveted to the shield and will not remove.



Slide Proflex coupling over the plain spigot ends of the two pipe.



Tighten clamps to 60 inch-lbs. or torque.



Support pipe and pressure test* for leaks before concealing joint.



*Maximum test pressure
4.3 PSI (29.6 KPA)

United States
PH: 810-653-9626
FX: 810-653-8714

www.fernco.com

Canada
PH: 519-332-6711
FX: 519-332-8610

R1108